

kern | MÜLLER
PART OF KERN GROUP


Enveloping portfolio

Innovative solutions for document processing



kern 972

kern 3600



Index

04 - 05	Kern	18 - 19	Müller MK8100
06 - 07	Müller	20 - 21	Müller MK8300
08 - 09	Overview of the inserting platform	22 - 23	Müller MK8500
10	Kern 1600 <i>flex</i>	24	Müller MK6100
11	Kern 1600 <i>fast</i>	25	Müller MK6300
12 - 13	Kern 3200 <i>flash</i>	26	Müller MK6500
14	Kern 3600 <i>force</i>	27	Müller MK6700
15	Kern 3600 <i>fury</i>	28 - 29	Software
16	Kern 996 automatic cutting machine	30 - 31	Service
17	Kern 972 single sheet feeder	32	Locations

kern

Kern inserting platform with endless flexibility

As times change, new market requirements give rise to new challenges and opportunities. The inserting system of the future must be modular, available, and productive. If customer requirements change, the existing inserting system can be quickly and easily adapted or expanded. This means investment protection.

The economy is changing: due to the consolidation of market participants, advancing digitalization, and the resulting new enveloping volumes, mail volumes are becoming smaller and more individualized. Kern has analyzed the market situation in detail, held intensive discussions with customers, and developed a visionary and expandable system concept based on this analysis.

As life becomes more hectic with each passing day, even the smallest time savings can ultimately have an enormous impact. Our range of enveloping systems embodies precisely this concept. With the Kern 1600, Kern 3200, and Kern 3600, three product lines are available that offer this flexibility, and can be modeled for the future. The systems are based on a

common platform, but can be individually adapted to any customer requirements. This approach guarantees the user maximum flexibility, compatibility, and investment protection.

The high performance and maximum ease of use, combined with fast changeover times and simple, intuitive user-friendliness from a single side, are further advantages. Thanks to Swiss quality, the systems offer high stability and durability. Operation of the systems is standardized, allowing flexible deployment of operators without extensive training. The systems are based on a common platform, but can be individually adapted to any customer requirements. This approach guarantees users maximum flexibility, compatibility, and investment protection.

Software

The systems are fully integrated into the Kern product line using a software suite. All Kern inserting systems offer complete shipment tracking with mailFactory®. Statistics tools, individually tailored to the customer, can also be provided.

Consulting and service

Consulting before purchase, support, and assistance after purchasing a Kern system are essential. Efficient support is one of the most important components at Kern. To ensure optimal availability and productivity of the systems, Kern offers a comprehensive and reliable service program worldwide that is customized to the needs of its customers.

Key figures Kern Group

Company	Family business
Year founded	1947
Headquarters	Konolfingen, Switzerland
Employees	600 worldwide, 130 of whom are in Switzerland
Subsidiaries	Germany, Belgium, Netherlands, France, USA
Distribution partners	50 worldwide
Company acquisition 2025	Müller Apparatebau Kranzberg



Key figures Müller Apparatebau GmbH

Year founded	1965
Headquarters	Kranzberg, Germany
Employees	90 Persons
Distribution partners	30 worldwide
Company acquisition	Since 2025, Müller Apparatebau GmbH has been part of the Kern Group

When suddenly everything is all about **your wishes**

Müller stands for automated processing. The systems have a modular design and consist of over 100 flexibly combinable modules that can be individually configured and easily integrated into existing systems.

Flexible combinations

Thanks to the unique modular concept, even previously manual processes can now be automated. The modules can not only be combined with each other, but can also be integrated into existing systems. When a new customer application needs to be implemented, the modules can be quickly and easily assembled into a new configuration.

Cost-effectiveness & efficiency

The use of standardized components makes production more efficient, operation easier, and maintenance requirements lower. Even for time-critical applications, only a small spare parts inventory is required. All systems are designed for durability. High-quality materials, repairable and maintainable individual parts, and intelligent overall system design enable long-term smooth and flexible operation.

Precision at the highest level

State-of-the-art manufacturing technology, high-quality materials, and qualified specialists guarantee maximum precision and productivity – valued by customers worldwide. From mechanics to electronics to software, Müller develops and produces almost all components itself to the highest quality standards. This not only accelerates the development of the systems and guarantees long-term spare parts availability, it also allows customer-specific adaptations to be made at any time.

Overview of the inserting platform

Depending on customer requirements, the optimal system with the ideal price-performance ratio can be put together from the various basic modules.

Kern and Müller jointly stand for high-performance, modular inserting solutions that meet the highest demands for flexibility, precision, and efficiency. The combined product portfolio covers the entire inserting process, from feeding and processing

to output. Thanks to their intelligent modular design, the systems can be individually configured, quickly adapted to new requirements, and smoothly integrated into existing production environments. By combining their expertise, solutions can

now be offered in different performance and price categories, which are optimally tailored to a wide range of customer needs.

Efficiency begins where the process starts - with data entry


Kern's modular input modules form the backbone of a reliable, flexible, and powerful inserting solution. They ensure smooth and secure paper feeding - whether for single sheets, continuous forms, or mixed document streams.

Kern input modules on pages 16-17

Precision at the start of every inserting line

The first processing step is crucial for a smooth and efficient inserting process. Müller cutting lines ensure precise cutting and reliable transfer to downstream stations.

Cutting lines Müller on pages 24-27



System Platform Sphera

Kern 1600 *flex*

The entry-level model on a solid basis

The dynamic Kern 1600 *flex* is ideal for everyday use with individual smart extras for efficient operation in everyday life. It offers modularity, easy handling, and, if

necessary, a speed upgrade to the “*fast*” version can be carried out later if even more performance is required.

“We were looking for a new provider for our enveloping jobs so that enveloping would run smoothly again.”

**Alain Backes, Victor Buck Services
Luxembourg**



Kern 1600 *fast*

The multifunctional talent with all the features

No other inserting system combines so much functionality, flexibility, and ease of use. From its modular design to its expandability, everything is geared towards reliable and smooth operation.

The Kern 1600 *fast* is a multi-talented machine: user-friendly, designed to do a good job in everyday business and, in terms of equipment, at the forefront of efficiency.

Demonstration video
of the **Kern1600**



“The operators got to grips with the machines very quickly and easily. The automatic settings have fundamentally changed their everyday work.”

**Marion Capdeville, Groupe Covéa
France**

Flexibility

Multi-channel capability, which allows for a wide range of applications

Kern 3200 *flash*

The perfect balance between efficiency and function

Thanks to its various configuration options, the Kern 3200 *flash* is the ideal choice for use in both the transaction and direct mail markets. At the heart of the system is the newly developed inserting module. It is the only system in this performance class

that can be equipped with more than one envelope magazine. This unique concept enables the system to process different envelopes on a job-by-job basis without the operator having to make a physical change.



"The conversion time from C4 to C5 is impressive."
Markus Bertschi, SPS Switzerland AG
Switzerland

Demonstration video
of the **Kern3200**



Quality

Highly flexible, quickly reconfigurable high-speed multi-format inserting system

Kern 3600 *force*

The ideal inserting system for the next stage of growth

The Kern 3600 *force* offers the same advantages as the more powerful model in the series: reliability, productivity, modularity, and fast changeover times. In terms of performance, it has been limited to the latest technology, making it the ideal solu-

tion for companies with high mail volumes and demanding requirements. 18,000 envelopes per hour. This makes it the optimal choice for the requirements of medium-sized companies that want to combine efficiency with economical investment.

Kern 3600 *fury*

The fastest choice in the race for economic efficiency

The Kern 3600 *fury* stands for maximum productivity, uncompromising reliability, and intelligent document processing. With its modular design and

the latest technology, it is the ideal solution for companies with high shipment volumes and demanding requirements.



Demonstration video of the Kern3600



"Our goal is to rely entirely on Kern for all existing inserting systems. We know that Kern is the leader in this segment."

**Axel Both, DATEN_PARTNER
Germany**

Reliability

Mailing system with simple operation, great flexibility, and high performance

Precisely fitted

The foundation for a consistent, automated workflow – tailored to all requirements




Kern 996

Cutting machine

Efficient feed module - The automatic cutting machine processes a wide range of applications, offers great flexibility and impresses with its high performance. The ergonomic design and touchscreen

interface allow quick and easy access to the system. The automatic paper feed speeds up the setup process. The paper flow is clearly visible and easily accessible, so adjustments take very little time.



Kern 972


Single sheet feeder

The high feed capacity guarantees processing of up to 45,000 sheets per hour. This makes optimum use of the full capacity of the fast Kern inserting systems. During development, great importance was placed

on a reduced noise level, which means that the machine works much more quietly and therefore provides a more pleasant working environment.

Compact

Nearly all transaction applications, from large and small print runs to direct mail, can be handled effortlessly



Müller MK8100

Entering the lower to middle production range

The system processes envelopes from C6/5 to B4, especially C4 Pocket. The formats can be automatically adjusted on the inserting system. Thanks to its reliable processing and maximum flexibility, the modular design of the Müller MK8100

adapts perfectly to the requirements of tomorrow. It is considered the perfect solution, especially for processing small print runs or reprints, due to its fast throughput times.

Demonstration video of
the Müller MK8100




Müller MK8300

High-quality and secure enveloping of confidential documents

Thanks to quick format changeovers and the system's modular design, the Müller MK8300 adapts perfectly to increasingly complex applications. In particular, Müller's multi-channel system, which can be freely configured from 2 to 15 stations, enables this unique flexibility. This allows

multi-channel applications with reading and inserts to be produced in any order. Whether single sheets or from a roll, with or without reading, folded inserts or pre-folded – almost anything is possible.



Demonstration video of
the Müller MK8300



Dynamics

Quick and easy job changeover when switching formats - perfect for more and more complex applications

Efficiency

This system makes it easy to switch quickly between single-sheet and continuous processing.



Müller MK8500

Reliable processing, maximum flexibility and unmatched productivity

Thanks to its dynamic nature, even large volumes of complex transaction applications can be handled. With the ultimate flexibility of the modular design, both the requirements of increasingly complex applications and the multitude of applications can be handled perfectly. Single-sheet and continuous feed channels can be integra-

ted into the system at the same time, this means that the transition from one type of processing to another can be completed in no time at all. This advantage can also be used as a dual-channel solution by integrating two feed channels for precise matching applications.

Müller MK6100

Compact fanfold cutting system

Cutting offline continuous paper from a stack in 1-up or 2-up to individual sheets is a job for the Müller MK6100 cutting system.

The document is then placed on a delivery table or transported to a stacker. The system can be expanded in a variety of ways.



Müller MK6300

Compact double-stack cutting system

The Müller MK6300 processes documents coming online from the roll, which are brought to the desired final format

with vertical and horizontal cuts and trims. The integrated scaling buffer enables on-line operation without interruptions.



Multifunctional


A wide range of possible combinations allows for system configuration tailored to specific requirements.

Müller MK6500

Dynamic high-performance cutting system

The Müller MK6500 processes print applications reliably and productively at speeds of up to 90 m/min. Regardless of whether the documents come from a stack or a roll,

the cutting system can be used to produce transaction and graphic arts applications in all standard formats from 4" to 19.5"



Müller MK6700

Variable high-performance cutting system

The Müller MK6700 cutting system meets all requirements for transaction applications and the graphics market. Easy to use and flexible, it is one of the leading sys-

tems in the industry. Equipped with advanced functions, it provides outstanding performance for complex production requirements.



Comfort

Easy operation, high running speed, and sufficient storage capacity ensure smooth production.

Software

Individually adaptable to all needs

Today, companies not only generate large volumes of documents, but also have to consider other critical aspects such as processing security and efficient overall productivity in high quality and at low costs in production.

Sphera software solutions meet precisely these requirements. Tracking, measuring, analyzing and improving production in the field of document output management generates a large amount of data that must

be available and accessible at all times. Depending on your individual requirements, the Kern Group offers software products that optimally meet your needs.

DocumentLogging

Sphera DocumentLogging allows to actively monitor shipment processing at the document level, print at the output, and ensure smooth job transitions.

DocumentValidation

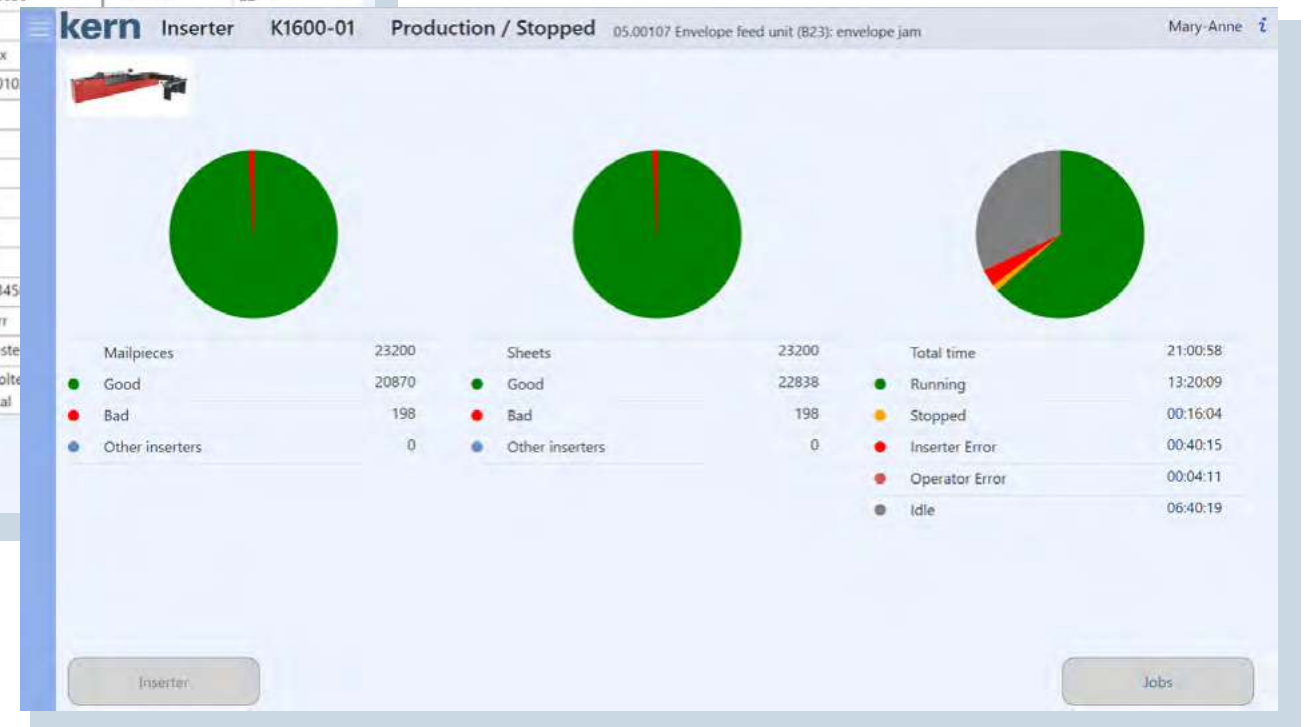
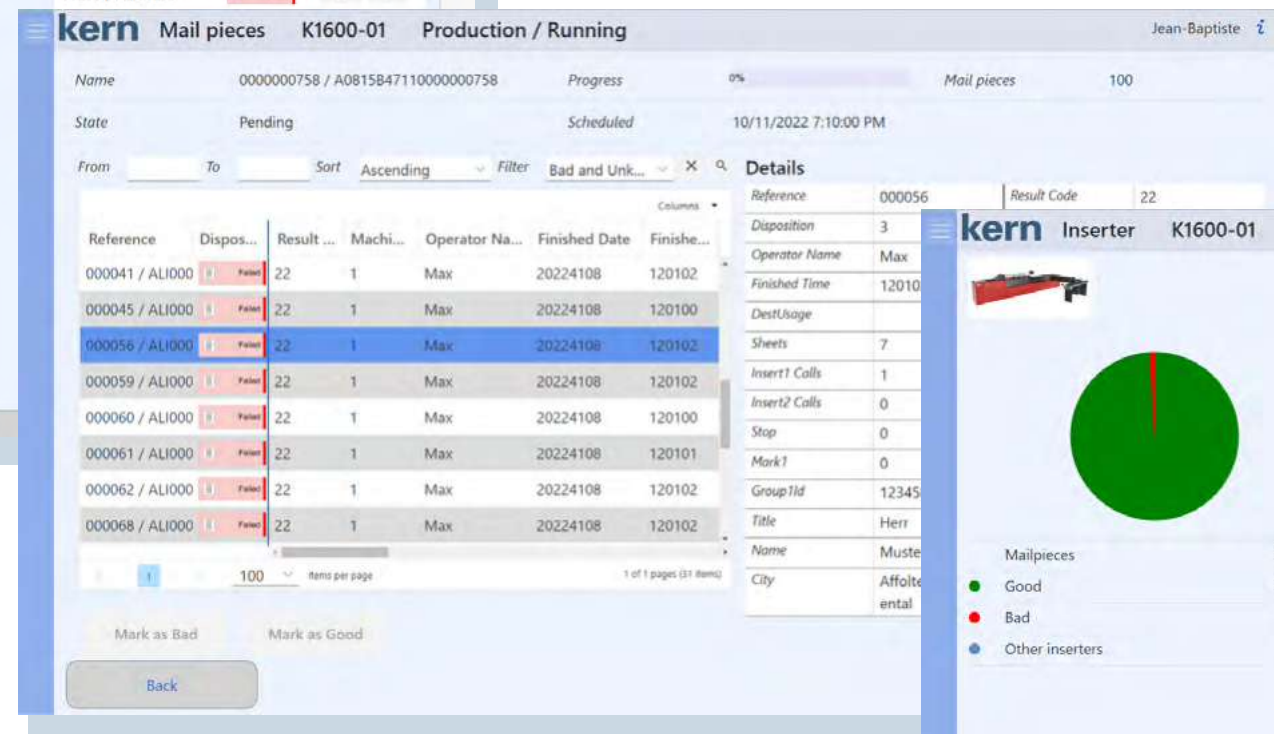
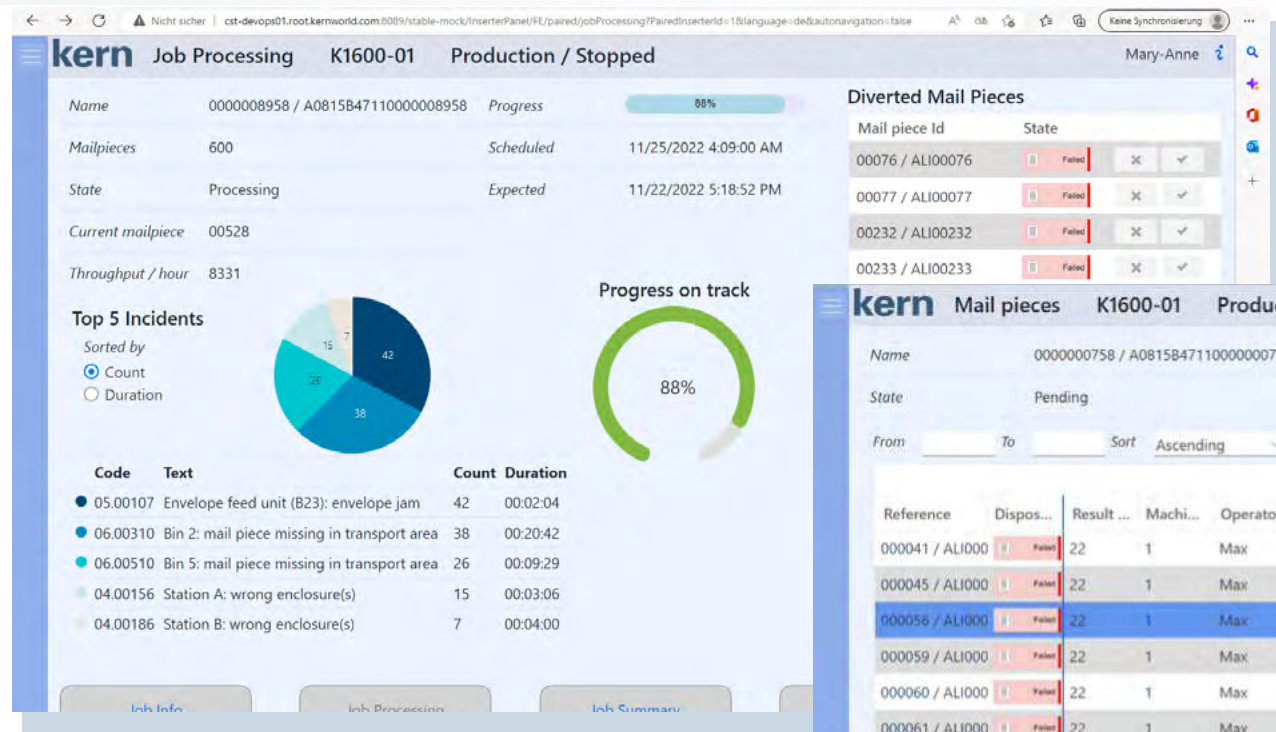
Sphera DocumentValidation enables active validation of mail processing at the document level between the inserting system and the validation file.

DocumentControl

Sphera DocumentControl enables active control of mail processing at the document level, printing at the output and smooth job transitions.

InserterPanel

The InserterPanel is the new dashboard that runs on the control panel of the K1600 and K3200 to display production-related information about order processing. For all other systems that can be integrated into mailFactory, a separate browser-enabled tablet or PC must be provided by the customer. The new InserterPanel dashboard displays production-related information about order processing. This information is based on the shipment tracking software for Kern systems. At the start of production, the operator sees the percentage of the machine's processing compared to daily production. This is the summary of all shipments reported via the shipment tracking software.



Service that thinks ahead. Solutions that grow with you.



"You can tell that service is Kern's top priority. They made everything possible that needed to be done. It went perfectly."

*Florian Rose, BC Direct Group
Germany*

More than support - a **true** partnership

Success begins with service. Whether before, during, or after commissioning - our service is always at your side. Personal. Digital. Forward-looking.

- ✓ Personal consultation & needs analysis
- ✓ Expert installation & full system integration
- ✓ Hands-on team training – clear & practical
- ✓ Preventative maintenance & service – to prevent downtime
- ✓ Comprehensive digital documentation – available anytime
- ✓ 24/7 support – option for remote or on-site possible

Service packages that grow with you

Maintenance contracts and system maintenance

Predictable costs, regular updates, high availability - with preventive maintenance and predictive maintenance on request.

Full maintenance & spare parts insurance

Maximum planning reliability thanks to fixed annual costs – including all parts, labor, and travel expenses.

Future-proof with digital services

From AI-supported fault diagnosis to self-service portals with IoT connectivity: We are constantly developing our services with a view to your requirements of tomorrow.

Digital. Transparent. **Future-oriented.**

With innovative tools and smart solutions, we are making our service more efficient than ever before - for you and with you.

Ticket system with SLA guarantee

Jira Service Management helps you stay on top of things: structured request processing, clear response times, and automated workflows for maximum transparency.

Central knowledge platform for all eventualities

We use Confluence to provide up-to-date machine documentation, spare parts catalogs, and interactive 3D models - accessible at any time and always up to date

Remote maintenance with foresight

With symmedia Remote Service, we provide secure, direct support for error analysis, software updates, and commissioning, without any waiting time.

Hands-free support with augmented reality

RealWear AR glasses bring our experts directly to you - visual support in real time, even for complex tasks on site.

We deliver more than technology - we deliver **solutions**

For maximum efficiency, availability, and peace of mind in everyday production.

Worldwide. Personal. Digital.

Kern AG

Freimettigenstrasse 3
3510 Konolfingen
Switzerland
+41 31 790 35 35
info.switzerland@kernworld.com
kernworld.com

Kern GmbH

Elbinger Strasse 12
64625 Bensheim
Germany
+49 6251 582 23
info.germany@kernworld.com
kerngmbh.de

Kern France SAS

«Le Technipôle»
229 rue la fontaine
94120 Fontenay-sous-Bois
France
+33 1 43 53 53 00
info.france@kernworld.com
kernfrance.fr

Kern N.V.

Zone 3 Doornveld 161
1731 Zellik
Belgium
+32 2 481 30 30
info.belgium@kernworld.com
kernnv.be

Kern Nederland B.V.

Argonstraat 56
2718SM Zoetermeer
Netherlands
+31 79360 1250
info.nederland@kernworld.com
kernbv.nl

Kern, Inc.

3940 Gantz Road, Suite A
Grove City, OH 43123-4845
U.S.A.
+1 614 317 2600
info.usa@kernworld.com
kerninc.com

Müller Apparatebau GmbH

Gewerbepark 19
85402 Kranzberg
Germany
+49 8166 670-0
info.mueller@kernworld.com
mueller-phs.com

